



GMT: **HOWARD LEE**

Location: **ENGLAND**

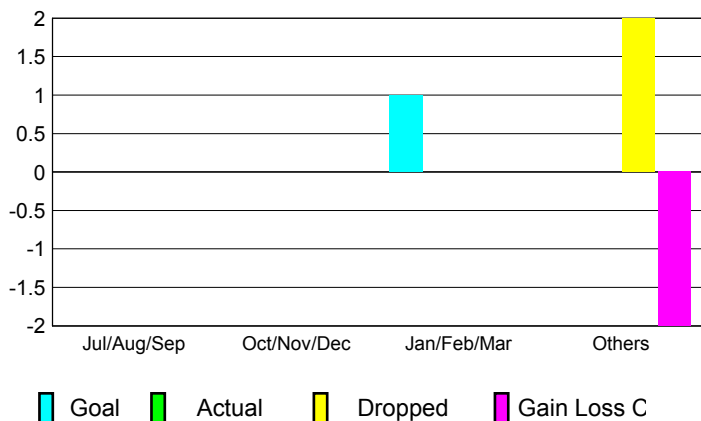
GMT CA: **4**

CLUBS

Month	New Club Goal	Actual New Clubs	Actual Dropped Clubs	Gain/Loss of Clubs
2012-2013				
Jul/Aug/Sep	0	0	0	0
Oct/Nov/Dec	0	0	0	0
Jan/Feb/Mar	1	0	0	0
Apr/May/June	0	0	2	-2
Totals	1	0	2	-2

Club Results 2012-2013

Goal, New, Dropped, Gain/Loss

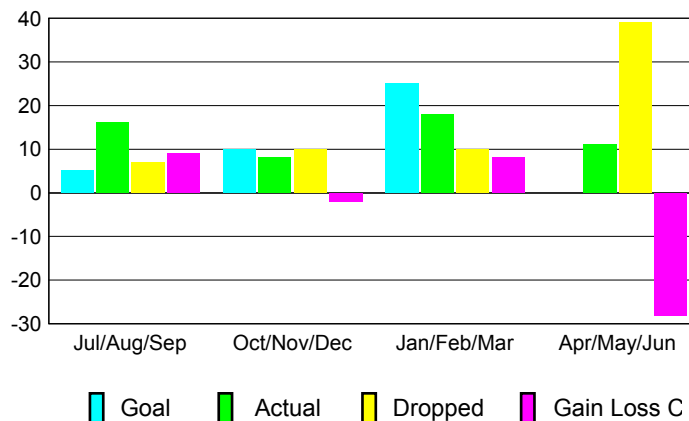


MEMBERSHIP

Month	Net Memb Goal	Actual New Memb	Actual Dropped Memb	Gain/Loss of Memb
2012-2013				
Jul/Aug/Sep	5	16	7	9
Oct/Nov/Dec	10	8	10	-2
Jan/Feb/Mar	25	18	10	8
Apr/May/June	0	11	39	-28
Totals	40	53	66	-13

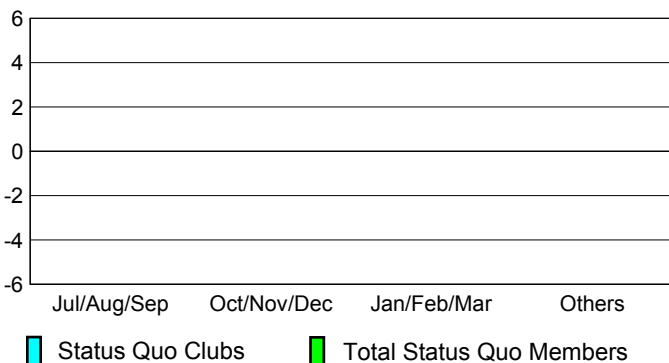
Membership Results 2012-2013

Goal, New, Dropped, Gain/Loss

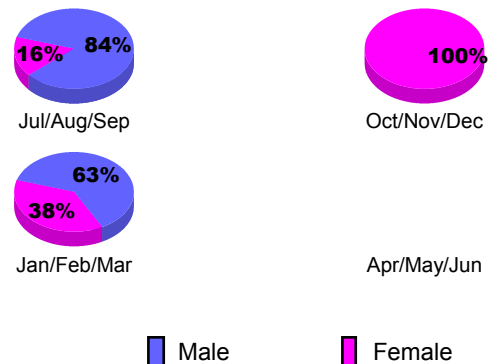


YTD Status Quo Clubs 2012-2013


Status Quo Clubs Compared to Status Quo Members



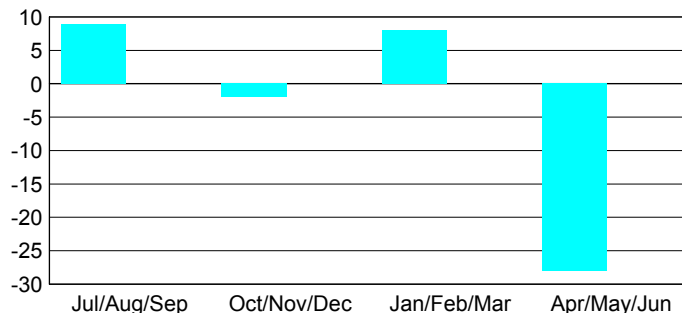
Gender Comparison 2012-2013



Club Gain/Loss 2012-2013



Membership Gain/Loss 2012-2013





2012-2013 GMT Reports for District (or Undistricted) **District 105 W WALES**

GMT: **HOWARD LEE**

Location: **WALES**

GMT CA: **4**

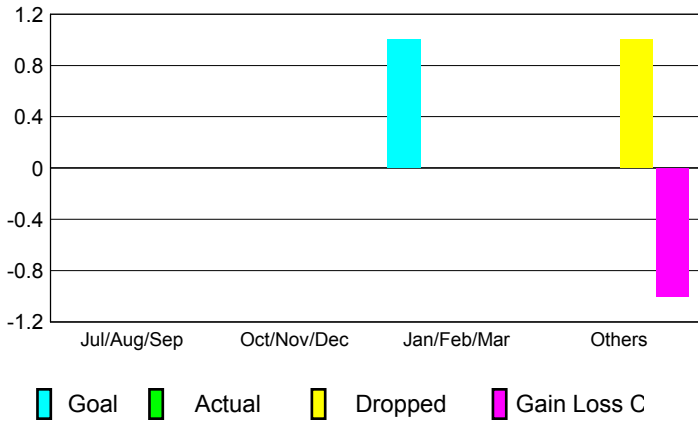
CLUBS

Month	New Club Goal	Actual New Clubs	Actual Dropped Clubs	Gain/Loss of Clubs
2012-2013				
Jul/Aug/Sep	0	0	0	0
Oct/Nov/Dec	0	0	0	0
Jan/Feb/Mar	1	0	0	0
Apr/May/Jun	0	0	1	-1
Totals	1	0	1	-1

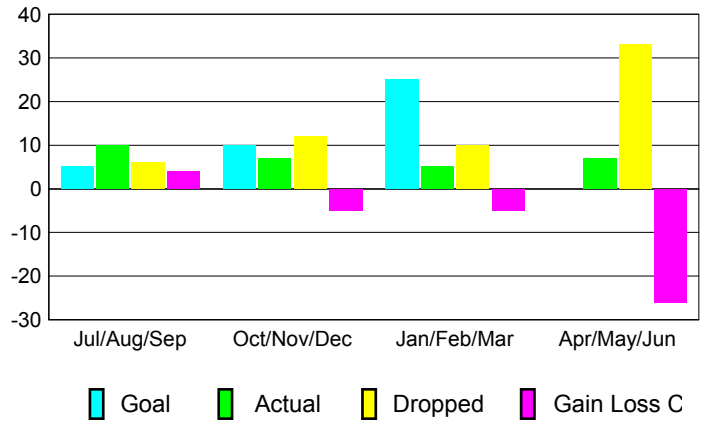
MEMBERSHIP

Month	Net Memb Goal	Actual New Memb	Actual Dropped Memb	Gain/Loss of Memb
2012-2013				
Jul/Aug/Sep	5	10	6	4
Oct/Nov/Dec	10	7	12	-5
Jan/Feb/Mar	25	5	10	-5
Apr/May/Jun	0	7	33	-26
Totals	40	29	61	-32

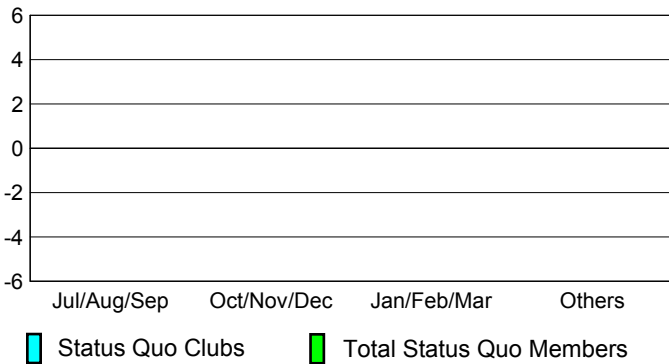
Club Results 2012-2013
Goal, New, Dropped, Gain/Loss



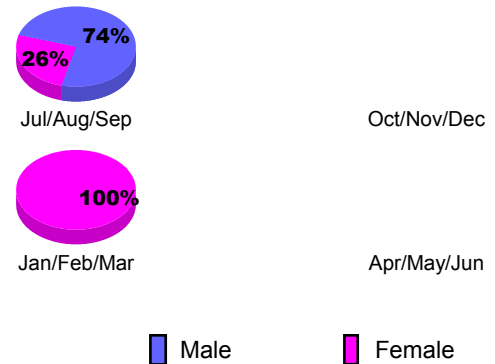
Membership Results 2012-2013
Goal, New, Dropped, Gain/Loss




YTD Status Quo Clubs 2012-2013
Status Quo Clubs Compared to Status Quo Members



Gender Comparison 2012-2013



Club Gain/Loss 2012-2013



Membership Gain/Loss 2012-2013

